

## General Specifications

**Motor Structure:** Shaded Pole Induction Motor  
**Motor Protection:** B5A Class : Thermal Protection  
**Insulation Resistance:**  
 10M Ω or over with a DC500V Megger  
**Dielectric Withstand Voltage:** AC 700V 1s  
**Allowable Ambient Temperature Range:**  
 -10°C ~ +65°C (Operating)  
 -40°C ~ +70°C (Storage)  
 (non-condensing environment)

## Expected Life

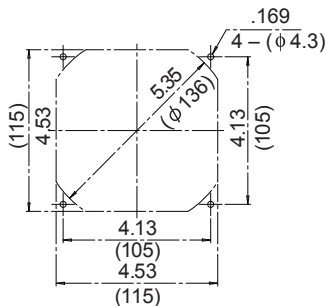
**Failure Rate: 10%**  
 25°C 50,000 Hours

## Material

**Casing :** Aluminum  
**Impeller :** Steel  
**Bearing :** Ball Bearings  
**Lead Wire :** Faston #110 or Equivalent

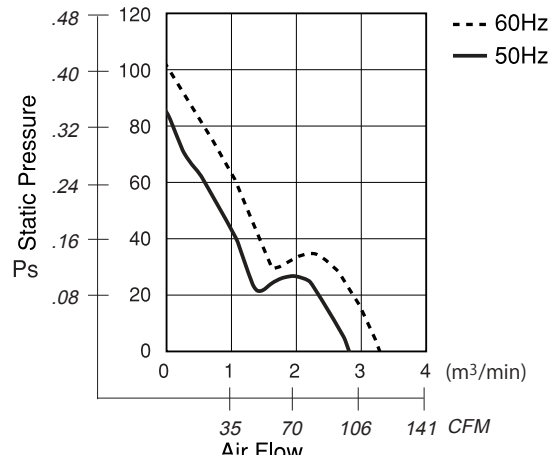
## Panel Cut-Outs

Units: inch (mm)

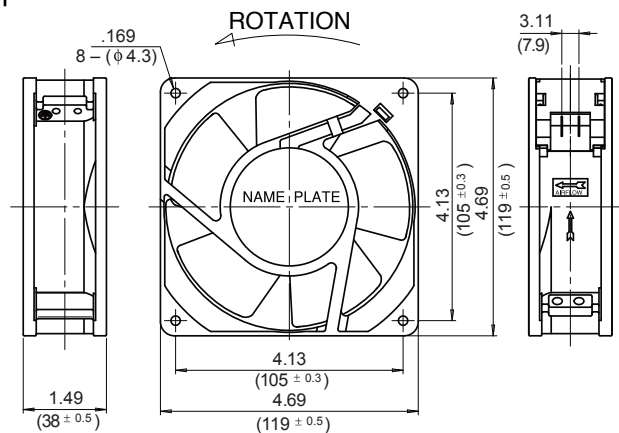


INLET SIDE / OUTLET SIDE

## Characteristic Curves



## Outline



## Specifications

MODEL	Rated Voltage	Frequency	Starting Voltage	Current	Input Power	Speed	Max. Air Flow		Max. Static Pressure		Noise	Mass
	(V)	(Hz)	(V)	(A) <sup>1</sup>	(W)	(min <sup>-1</sup> ) <sup>3</sup>	CFM	(m³/min) <sup>2</sup>	in H <sub>2</sub> O	(Pa) <sup>2</sup>	(dB) <sup>2</sup>	(g)
** 4715TS-10T-B5A-B00	100	50	65	0.450	20.0	2600	98.84	2.80	0.352	88.0	46	610
** 4715TS-10T-B5A-B00	100	60	65	0.340	17.0	3100	116.49	3.30	0.400	100.0	50	610
4715TS-12T-B5A-A00	115	50	75	0.390	21.0	2600	98.84	2.80	0.352	88.0	46	610
4715TS-12T-B5A-A00	115	60	75	0.300	17.0	3100	116.49	3.30	0.400	100.0	50	610
** 4715TS-20T-B5A-B00	200	50	130	0.220	21.0	2600	98.84	2.80	0.352	88.0	46	610
** 4715TS-20T-B5A-B00	200	60	130	0.170	17.0	3100	116.49	3.30	0.400	100.0	50	610
** 4715TS-22T-B5A-B00	220	50	145	0.200	20.0	2600	98.84	2.80	0.352	88.0	46	610
** 4715TS-22T-B5A-B00	220	60	145	0.150	17.0	3100	116.49	3.30	0.400	100.0	50	610
4715TS-23T-B5A-A00	230	50	175	0.190	21.0	2600	98.84	2.80	0.352	88.0	46	610
4715TS-23T-B5A-A00	230	60	175	0.140	17.0	3100	116.49	3.30	0.400	100.0	50	610
** 4715TS-24T-B5A-A00	240	50	175	0.180	20.0	2600	98.84	2.80	0.352	88.0	46	610
** 4715TS-24T-B5A-A00	240	60	175	0.140	17.0	3100	116.49	3.30	0.400	100.0	50	610

Rotation: Counterclockwise  
 \*\* Contact NMB for Availability

Airflow Outlet: Air Out Over Struts

<sup>1</sup>: Maximum Values in Free Air  
<sup>2</sup>: Average Values in Free Air  
<sup>3</sup>: Minimum Values in Free Air